

* Comes with original accessories and box * As new condition Now reduced to \$20

0401068884
Canberra ACT \$20

DSL-300G BRAND NEW ADSL MODEM

You are looking this auction is sale DSL-300G and it come with original box.

0401014520
Melbourne Victoria \$65

DYNALINK DSL MODEM

Dynalink DSL Modem - USB connection DSL 1. Comes in box with CD, USB Cable and phone line. PICK

Internal netcomm broadband modem for sale new with all software, this is ideal for some one who doesn't want cable laying around brand new unit 1 only left suit all tower or desktop pc's, pick up preferred postage add \$15.00.

03 9478-4375
Preston Vic \$50.00

MODEMS

RCA cable modem DCM225E \$30, Motorola cable modem Surfboard SB5101 \$50, Siemens Speedstream ADSL/ADSL2 modem \$50, Netgear RM356 56k Modem Router \$50, Netcomm Roadster USB 56k modem \$20. All in excellent condition from

MODEM

Motorola SB4100 cable modem Working, has internal power supply Please call re this.

03 9014 0763
Hampton Vic \$25.00

MOTOROLA SURFBOARD CABLE MODEM

Motorola surfboard cable modem with power adapter. nolonger used due to upgrade to ADSL. In perfect working order, sold as is.

(03) 9885 3099
Glen Iris Victoria \$20

MOTOROLA WIRELESS MODEM SBG9001

EXTERNAL MODEM

Digi plus broadband modem model NB3DPRL ethernet usb modem with software and cables pick up only, This is the latest design, this in excellent condition with everything that came with it except the box, used for testing just buy a prepaid card and your on broadband pick up only.

03 9478-4375
Preston vic \$40.00

NETCOMM NB5PLUS4 ADSL2+ MODEM ROUTER

For sale NetComm NB5Plus4 ADSL2+ Modem Router in great condition. Used very little. Comes in original box with all cables, CD and manual.

0400050722
Bentleigh VIC \$80.00 ono

NETCOMM NB5PLUS4W ADSL/ADSL2+ MODEM WIRELESS ROUTER.

hey guys, have for sale a netcomm nb5plus4w router.. not brand new but in excellent condition still have box and manuals.. comes with all accessories..

Price \$90
0401911598
Northcote Vic \$90

NETGEAR DG834GT 108MBPS SUPER-G" WIRELESS ADSL2+ MODEM FIREWALL ROUTER

Retail at \$299, 100% working, compatible with ADSL1/ADSL2/2+. This modem transfer the speed at 108Mbps while DG834G only transfer at 54Mbps. This is the best modem I ever encounter, no drop out issue.

03 90953043 or 0405331800
Doncaster Victoria \$110 ono

NETGEAR FWG114P - 4 PORT PROSAFE WIRELESS ROUTER/ FIREWALL AND USB PRINT SERVER

Brand New - Never Used One powerful device, NETGEAR's ProSafe 802.11g Wireless Firewall with USB Print Server allows up to 253 users on the network. Access your USB printer like wireless printer after connecting to the USB Port on the router. Bought at \$349.00 RRP. Comes with Netgear Prosafe Lifetime Warranty.

0421489019
Ringwood Victoria \$199.00 ono

NETGEAR WIRELESS ADSL2 MODEM ROUTER DG834GT

WAN Port: ADSL RJ-11, T1, 413, G.DMT, G.Lite, ITU Annex A. LAN Ports: Four (4) 10/100 Mbps auto-sensing, Auto Uplink" RJ-45 ports. Wireless: 802.11g and 802.11b Static & Dynamic Routing with TCP/IP, VPN pass-through (IPSec, L2TP), NAT, PPTP, PPPoE, DHCP

0411205123
melbourne vic \$55

PCI MODEM CARD - NETCOMM AND NO BRAND

PCI Modem Card. Netcomm and no brand cards. Perfect working order 0396998844

SIEMENS SPEEDSTREAM 4200 ADSL2 MODEM

Siemens SpeedStream 4200 ADSL modem / router Supplied with USB / Ethernet cables, power supply and line filters

03 9014 0763
Hampton Vic \$30

are retailed at \$100 or more Can plan or prepaid options disc and hardware supplied no Interstates I dont Post items pick up Only Tested and working A1 cond. 03 9478-4375
Preston Vic \$65.00



17" LCD VIEWSONIC SAMSUNG

I have 2x 17" LCD's, one silver Viewsonic and one black Samsung. dead/bright pixels, perfect condition \$120 each
0405 635611
melbourne vic \$120

17" CRT MONITORS X 3

17" CRT monitors x 3, good brand, perfect working order - \$15 each
99257515
Bundoora Vic \$15.00

19" LCD VIEWSONIC

i have a silver 19" LCD. Fairly old but works fine. Has a small area where has a slight gray, but only noticed when you have a completely white screen. Does not affect usability as you will not know that it is there, it has been there for a year now. \$130
0405 635611
melbourne vic \$130

19" SAMSUNG CRT MONITOR

Approx 6yrs old, still in working order 19" CRT Samsung Syncmaster 900S Monitor. Comes with VGA & Power lead Pick up Only
0411 600703
Reservoir Victoria \$30

20" MITSUBISHI DIAMOND VIEW MONITOR

professional quality Mitsubishi Diamond View 20" CRT monitor Perfect working order. \$50 Also 17" Monitor \$50
0396998844
south melbourne vic \$50

21" PROFESSIONAL FLATSCREEN CRT SUN MICROSYSTEMS MONITOR MODEL GDM-5510

Trinitron CRT manufactured by Sony (not a flat panel LCD). In great condition, still very vibrant and sharp image. Supports very high resolutions and refresh rates, ideal for graphics and CAD work or even just movies and games. Connects with Sun systems and normal PCs.
0411 212 268
Mt Waverley Vic \$120

BRAND NEW SAMSUNG 19" WHITE HD LCD TV MONITOR

Brand new & Sealed Samsung 19" White LCD HD TV Model: LA19R71W \$400 Ono High Resolution WXGA+ (1,440 x 900) High Contrast LCD Panel (Dynamic 6000:1) PC Compatible & Multi Functionality HDMI PC input Component, S-Video Response Time: 8ms please google the model number for more info:
0411036799
Melbourne VIC \$400

CONPAQ 151FS CRT VGA MONITOR

Audio Visual System Control - can it really be that simple?


School theatres and halls differ from your typical classroom. These days they are often turning into grand performance venues, perhaps not on the same scales as the Melbourne Arts Centre but close enough. Often teaching staff want to use the space for their classes but have little idea how to control the entire projector system.

Integrating different technologies within a large hall space can be a daunting task. Some have come to find using AV equipment a challenge and at times, downright intimidating. Often control will combine the integration of a number of different technologies, including; anything from speakers to projectors, DVD/VCR players, microphone sockets, mixing desks and so forth.

How do you manage the control of all of this equipment so that it is user-friendly? Do you add larger buttons or text? Where exactly should the control system initiate from? Do you turn the amplifier on first or last? How do you lower the projector screen and turn the projector on at the same time? These are the questions that many IT and teaching staff are asking themselves.


The answer - a Control Panel. A control panel can range from the size of a light switch, to a much grander wireless, macro controlling, video scaling and rack mounted masterpiece. With the installation of a control system you can deliver simplistic one-touch control and automation to your audio visual system. This can be as simple as controlling a single component (i.e. projector) or as complex as managing a number of devices (i.e. projector, screen, speakers, lights).

For example; a small hall may only need to control the projectors input between PC and DVD, and a small audio system. This can be achieved simply by installing a **Joey Micro** six button control panel (the size of a light switch!) on the wall. Instantly any teacher (technology minded or not) can walk into the space and use the system. Ultimately this means that there is more time to focus on what really matters - teaching the students, rather than training the staff.

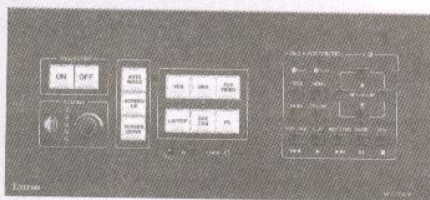


For the larger hall type auditoriums that can seat an audience of 300 upwards, control can be just as easily automated. Theatre productions, concerts, assemblies, movie screenings and presentation evenings all have the potential to create headaches when it comes to their delivery. Often there are five possible inputs to switch

between during a presentation, each with their own display and resolution properties. With a **Joey Lite** control panel however major room functions, such as multiple automated processes can be set off with the press of a single button. For example; pressing a customised presentation mode button could set lights to dim, lower the projector screen, turn the projector on and select the projector's computer input. This reduces multiple steps to just the press of one single button.



Alternatively a similar fully integrated presentation control system, such as the Extron can be just as effective. The **Extron** enables you to stand at your lectern and control the ENTIRE presentation without having to abandon your audience once. With a lectern mounted control panel complete with DVD and VCR transport controls (Play, Stop, FFWD, RWD, etc) and input select buttons you barely need to drop eye contact with the audience. Behind the scenes, a small rack mounted unit switches between your DVD and PC input - and ultimately increase the resolution of the DVD to match that of your PC. This in turn outputs the same resolution picture no matter which input you decide to use. Clearly proof, that advanced control systems can be designed to simplify the most complicated of multimedia areas.



So whilst integrating different technologies may initially seem a task more accustomed to the IT minded, by incorporating the use of a control panel the process actually becomes more user friendly, simple and convenient. What was once complex is now easier to understand. What was once difficult to accomplish is now effortless to attain and what was once unimaginable is now fully realised, all at the touch of a single button.



Audio Visual Systems